

**BRD** Pensii  
BRD Societate de Administrare a Fondurilor de Pensii Private S.A.

INTRARE  IEȘIRE

NR: 638 DATA: 13.08.2012

COMISIA DE SUPRAVEGHERE  
A SISTEMULUI DE PENSII PRIVATE

Registru nr. Generală

INTRARE  IEȘIRE

NR: 5450 DATA: 13.08.2012

Catre,  
Comisia de Supraveghere a Sistemului de Pensii Private  
Calea Serban Voda, Nr. 90-92, Sector 4  
Cod 040213, Bucuresti

Va inaintam alaturat situatiile financiare semestriale, pentru Fondul de Pensii Administrat Privat BRD cuprinzand :

- Bilantul la data de 30.06.2012
- Contul de profit si pierdere la data de 30.06.2012
- Balanta de verificare sintetica la data de 30.06.2012

Situatiile financiare semestriale au fost intocmite potrivit Normei nr.14/2007 privind reglementarile contabile conforme cu Directiva a-IV-a a Comunitatilor Economice Europene aplicabile entitatilor autorizate, Reglementate si supravegheate de Comisia de Supraveghere a Sistemului de Pensii Private, aprobata prin Hotararea Comisia de Supraveghere a Sistemului de Pensii Private nr.37/2007; Norma nr.9/2011 privind sistemul de raportare contabilă semestrială a entităților autorizate, reglementate și supravegheate de Comisia de Supraveghere a Sistemului de Pensii Private si Legea Contabilitatii nr.82/1991.

Director General,  
Rozaura Stanescu





INTRARE Nr. 5450  
Zona 13 Luna 08 Anul 2012

DATE DE IDENTIFICARE	
Judet	<b>BUCURESTI</b>
Denumirea fondului de pensii	<b>BRD Fond de Pensii Administrat Privat</b>
Cod de inregistrare al fondului de pensie atribuit de CSSPP	<b>FP2-83</b>
Denumirea administratorului	<b>BRD S.A.F.P.P. S.A.</b>
Cod de inregistrare al administratorului atribuit de CSSPP	<b>SAP-RO-22013894</b>
<b>Numele și prenumele persoanei care a întocmit raportarea</b>	<b>Andreescu Alina-Cecilia</b>
Data la care se face referire	<b>6/30/2012</b>

**SITUATIA ACTIVELOR, DATORIILOR SI CAPITALURILOR PROPRII**  
la data de 30 iunie 2012

Denumirea indicatorului	Nr. rând	Sold la	
		1/1/2012	6/30/2012
		1	2
<b>A</b>	<b>B</b>		
<b>A. ACTIVE IMOBILIZATE</b>			
<b>I. IMOBILIZARI FINANCIARE</b>			
1. Titluri imobilizate (ct.265)	01	-	-
2. Creanțe imobilizate (ct. 267 )	02	-	-
<b>TOTAL (rd. 01 la 02)</b>	<b>03</b>	-	-
<b>B. ACTIVE CIRCULANTE</b>			
<b>I. CREANȚE</b>			
1. Clienți (ct.411)	04	-	-
2. Efecte de primit de la clienți ( ct.413 )	05	-	-
3. Creanțe - furnizori debitori (ct. 409)	06	-	-
4. Decontări cu participanții (ct. 452)	07	-	-
5. Alte creanțe (ct. 267+446**+461+473**+5187 )	08	-	-
<b>TOTAL (rd. 04 la 08)</b>	<b>09</b>	-	-
<b>II. ÎNVEȘTII FINANCIARE PE TERMEN SCURT</b>			
1. Investiții financiare pe termen scurt (ct. 506+508+5113 +5114)	10	167,072,866	205,560,718
<b>III. CASA ȘI CONTURI LA BĂNCI (ct.5112+512+531)</b>	<b>11</b>	<b>6,067</b>	<b>1,583,381</b>
<b>ACTIVE CIRCULANTE TOTAL (rd. 09+10+11)</b>	<b>12</b>	<b>167,078,933</b>	<b>207,144,099</b>
<b>C. CHELTUIELI ÎN AVANS (ct. 471)</b>	<b>13</b>	-	-
<b>D. DATORII CE TREBUIE PLĂTITE ÎNTR-O PERIOADĂ DE PÂNĂ LA 1 AN</b>			
1. Avansuri încasate(ct.419)	14	-	-
2. Datorii comerciale (ct. 401+408)	15	25,740	11,934
3. Efecte de plătit (ct. 403)	16	-	-
4. Sume datorate privind decontările cu participanții (ct. 452**)	17	-	-
5. Alte datorii (ct.269+446**+462+473**+509+5186)	18	81,598	101,055
<b>TOTAL (rd. 14 la 18)</b>	<b>19</b>	<b>107,338</b>	<b>112,989</b>
<b>E. ACTIVE CIRCULANTE NETE, RESPECTIV DATORII CURENTE NETE (rd.12 +13-19-28)</b>	<b>20</b>	<b>166,971,595</b>	<b>207,031,110</b>
<b>F. TOTAL ACTIVE MINUS DATORII CURENTE (rd. 03+20)</b>	<b>21</b>	<b>166,971,595</b>	<b>207,031,110</b>
<b>G. DATORII CE TREBUIE PLĂTITE ÎNTR-O PERIOADĂ MAI MARE DE 1</b>			
1. Avansuri încasate(ct. 419)	22	-	-
2. Datorii comerciale (ct. 401+408)	23	-	-
3. Efecte de plătit (ct. 403)	24	-	-
4. Sume datorate privind decontări cu participanții (ct. 452**)	25	-	-
5. Alte datorii (ct.269+446**+462+473**+509+5186)	26	-	-
<b>TOTAL (rd. 22 la 26)</b>	<b>27</b>	-	-
<b>H. VENITURI ÎN AVANS (ct. 472)</b>	<b>28</b>	-	-
<b>I. CAPITAL ȘI REZERVE</b>			
<b>I. CAPITALUL FONDULUI</b>			
- capital privind unitățile de fond (ct.1017)	29	147,558,520	181,880,172
<b>II. PRIMELE FONDULUI</b>			
- prime aferente unităților de fond (ct.1045)	30	-	-
<b>III. REZERVE</b>			
- rezerve specifice activității fondurilor de pensii (ct.106)	31	-	-
<b>IV. REZULTAT REPORTAT</b>			
1. Rezultatul reportat aferent activității fondurilor de pensii (ct. 1171)			
Sold C	32	14,459,155	19,413,075
Sold D	33	-	-
2. Rezultatul reportat provenit din corectarea erorilor contabile (ct. 1174)			
Sold C	34	-	-
Sold D	35	-	-
<b>V. PROFITUL SAU PIERDEREA EXERCITIULUI FINANCIAR (ct. 121)</b>			
Sold C	36	4,953,920	5,737,863
Sold D	37	-	-
<b>VI. Repartizarea profitului (ct.129)</b>	<b>38</b>	-	-
<b>J. TOTAL CAPITALURI PROPRII (rd. 29+30+31+32-33+34-35+36-37-38)</b>	<b>39</b>	<b>166,971,595</b>	<b>207,031,110</b>

ADMINISTRATOR,  
Stanescu Rozaura



Intocmit,  
Andreescu Alina-Cecilia

DATE DE IDENTIFICARE	
Judet	BUCURESTI
Denumirea fondului de pensii	BRD Fond de Pensii Administrat Privat
Cod de inregistrare al fondului de pensie atribuit de CSSPP	FP2-83
Denumirea administratorului	BRD S.A.F.P.P. S.A.
Cod de inregistrare al administratorului atribuit de CSSPP	SAP-RO-22013894
Numele și prenumele persoanei care a întocmit raportarea	Andrescu Alina-Cecilia
Data la care se face referire	6/30/2012

**SITUATIA VENITURILOR ȘI CHELTUIELILOR  
la data de 30 iunie 2012**

**COD 20**

Denumirea indicatorului	Nr. rând	Realizări aferente perioadei de raportare	
		6/30/2011	6/30/2012
A	B	1	2
<b>A. VENITURI DIN ACTIVITATEA CURENTĂ</b>			
1. Venituri din imobilizări financiare (ct.761)	01	-	-
2. Venituri din investiții financiare pe termen scurt (ct.762)	02	11,269,413	20,833,835
3. Venituri din creanțe imobilizate (ct.763)	03	-	-
4. Venituri din investiții financiare cedate (ct.764)	04	-	-
5. Venituri din dobânzi (ct.766)	05	783,727	855,696
6. Alte venituri financiare, inclusiv din diferențe de curs valutar (ct.765+767+768)	06	780,324	671,563
7. Venituri din comisioane specifice fondului de pensii (ct.704)	07	-	-
8. Alte venituri din activitatea curentă (ct..754+758)	08	-	-
<b>TOTAL VENITURI DIN ACTIVITATEA CURENTĂ (rd. 01 la 08)</b>	<b>09</b>	<b>12,833,464</b>	<b>22,361,094</b>
<b>B. CHELTUIELI DIN ACTIVITATEA CURENTĂ</b>			
1. Cheltuieli privind investițiile financiare cedate (ct.664)	10	9,215,077	15,396,869
2. Cheltuieli privind dobânzile (ct.666)	11	-	-
3. Alte cheltuieli financiare, inclusiv din diferențe de curs valutar (ct.663+665+667+668)	12	743,633	655,218
4. Cheltuieli privind comisioanele, onorariile și cotizațiile (ct.622)	13	374,271	571,144
5. Cheltuieli cu serviciile bancare și asimilate (ct.627)	14	-	-
6. Cheltuieli privind alte servicii executate de terți (ct.628)	15	-	-
7. Cheltuieli cu alte impozite, taxe și vărsăminte asimilate (ct.635)	16	-	-
8. Alte cheltuieli din activitatea curentă (ct.654+658)	17	-	-
<b>TOTAL CHELTUIELI DIN ACTIVITATEA CURENTĂ (rd.10 la 17)</b>	<b>18</b>	<b>10,332,981</b>	<b>16,623,231</b>
<b>C. PROFITUL SAU PIERDEREA DIN ACTIVITATEA CURENTĂ</b>			
- profit (rd.09-18)	19.1	2,500,483	5,737,863
- pierdere (rd.18-09)	19.2	-	-
<b>D. VENITURI DIN ACTIVITATEA EXTRAORDINARĂ (ct.771)</b>			
<b>E. CHELTUIELI DIN ACTIVITATEA EXTRAORDINARĂ (ct.671)</b>			
<b>F. PROFITUL SAU PIERDEREA DIN ACTIVITATEA EXTRAORDINARĂ</b>			
- profit (rd. 20-21)	22.1	-	-
- pierdere (rd. 21-20)	22.2	-	-
<b>G. TOTAL VENITURI (rd. 09+20)</b>	<b>23</b>	<b>12,833,464</b>	<b>22,361,094</b>
<b>H. TOTAL CHELTUIELI (rd. 18+21)</b>	<b>24</b>	<b>10,332,981</b>	<b>16,623,231</b>
<b>I. PROFITUL SAU PIERDEREA EXERCITIULUI FINANCIAR (ct.121)</b>			
-profit (23-24)	25.1	2,500,483	5,737,863
-pierdere (24-23)	25.2	-	-


ADMINISTRATOR,  
Stanescu Rozaura



Intocmit,  
Andrescu Alina-Cecilia

## Balanta de Verificare Sintetica - Iunie 2012


Cont	Nume Cont	Sold initial de an		Rulaj precedent		Rulaj curent		Total rulaj		Total sume		Sold Final		13.08.2012	11-29				
		Debit		Credit		Debit		Credit		Debit		Credit				Debit		Credit	
		Debit	Credit	Debit	Credit	Debit	Credit	Debit	Credit	Debit	Credit	Debit	Credit			Debit	Credit	Debit	Credit
	Capital unit fid val nc	0.00	147,558,519.90	56,486.53	28,235,410.88	13,380.23	6,156,108.03	69,866.76	34,391,518.91	69,866.76	181,950,038.81	0.00	181,880,172.05						
	Rezultat reportat acti	0.00	14,459,155.01	0.00	4,953,919.77	0.00	0.00	0.00	4,953,919.77	0.00	19,413,074.78	0.00	19,413,074.78						
	Profit sau pierdere	0.00	4,953,919.77	19,221,464.57	18,731,718.89	2,355,685.95	3,629,375.28	21,577,150.52	22,361,094.17	21,577,150.52	27,315,013.94	0.00	5,737,863.42						
	Repartizarea profitului	0.00	0.00	4,953,919.77	4,953,919.77	0.00	0.00	4,953,919.77	4,953,919.77	4,953,919.77	4,953,919.77	0.00	0.00						
		0.00	166,971,594.68	24,231,870.87	56,874,969.31	2,369,066.18	9,785,483.31	26,600,937.05	66,660,452.62	26,600,937.05	233,632,047.30	0.00	207,031,110.25						
	Auditor	0.00	25,740.00	25,740.00	9,966.64	0.00	1,967.10	25,740.00	11,933.74	25,740.00	37,673.74	0.00	11,933.74						
	Administrator	0.00	0.00	1,179,990.74	1,179,990.74	258,425.50	258,425.50	1,438,416.24	1,438,416.24	1,438,416.24	1,438,416.24	0.00	0.00						
	Debitori diversi (A)	0.00	0.00	0.00	0.00	0.00	0.00	0.00	0.00	0.00	0.00	0.00	0.00						
	Auditorul fp	0.00	0.00	25,740.00	25,740.00	0.00	0.00	25,740.00	25,740.00	25,740.00	25,740.00	0.00	0.00						
	Administrator fp	0.00	81,597.82	1,163,700.29	1,179,990.74	258,258.48	258,425.50	1,418,958.77	1,438,416.24	1,418,958.77	1,520,014.06	0.00	101,055.29						
	Op in curs -clarificari	0.00	0.00	0.00	0.00	0.00	0.00	0.00	0.00	0.00	0.00	0.00	0.00						
		0.00	107,337.82	2,395,171.03	2,395,688.12	513,683.98	518,818.10	2,908,855.01	2,914,506.22	2,908,855.01	3,021,844.04	0.00	112,989.03						
	Obligatiuni RON	9,797,631.08	0.00	-1,700.31	221,510.17	-527.16	0.00	-2,227.47	221,510.17	9,795,403.61	221,510.17	9,573,893.44	0.00						
	Obligatiuni EUR	1,929,500.39	0.00	133,208.15	63,751.21	8,403.78	14,598.76	141,611.93	78,349.97	2,071,112.32	78,349.97	1,992,762.35	0.00						
	Alte titluri plasament	149,259,536.18	0.00	197,880,551.89	167,520,014.18	29,871,038.27	19,894,289.72	227,751,590.16	187,414,303.90	377,011,126.34	187,414,303.90	189,586,822.44	0.00						
	Dob oblig/ titluri	6,086,197.84	0.00	17,881,089.06	17,122,647.52	1,438,350.27	3,885,749.90	19,319,439.33	21,008,397.42	25,405,637.17	21,008,397.42	4,397,239.75	0.00						
	Cont banca	6,066.28	0.00	232,249,573.34	232,236,573.37	33,195,722.43	33,197,592.55	265,445,295.77	265,434,165.92	265,451,362.05	265,434,165.92	17,196.13	0.00						
	Conturi la banci in vz	0.73	0.00	8,694,697.13	8,694,675.44	1,431,960.79	1,421,665.45	10,126,657.92	10,116,340.89	10,126,658.65	10,116,340.89	10,317.76	0.00						
	Sume in curs de dec	0.00	0.00	30,682,058.73	29,016,690.57	6,428,145.58	6,537,646.33	37,110,204.31	35,554,336.90	37,110,204.31	35,554,336.90	1,555,867.41	0.00						
	Viramente interne	0.00	0.00	40,798,168.17	40,798,168.17	6,547,434.74	6,547,434.74	47,345,602.91	47,345,602.91	47,345,602.91	47,345,602.91	0.00	0.00						
		167,078,932.50	0.00	528,317,646.16	495,674,030.63	78,920,528.70	71,498,977.45	607,238,174.86	567,173,008.08	774,317,107.36	567,173,008.08	207,144,099.28	0.00						
	Oonoratii audit	0.00	0.00	9,966.64	9,966.64	1,967.10	1,967.10	11,933.74	11,933.74	11,933.74	11,933.74	0.00	0.00						
	Comisioane adminis	0.00	0.00	458,154.72	458,154.72	101,055.29	101,055.29	559,210.01	559,210.01	559,210.01	559,210.01	0.00	0.00						
	Ch reevaluare actiun	0.00	0.00	10,333,123.71	10,333,123.71	1,722,843.08	1,722,843.08	12,055,966.79	12,055,966.79	12,055,966.79	12,055,966.79	0.00	0.00						
	Pierderi reeval actiun	0.00	0.00	2,867,616.41	2,867,616.41	473,286.27	473,286.27	3,340,902.68	3,340,902.68	3,340,902.68	3,340,902.68	0.00	0.00						
	Cheltuieli dif curs	0.00	0.00	198,304.96	198,304.96	46,332.62	46,332.62	244,637.58	244,637.58	244,637.58	244,637.58	0.00	0.00						
	Ch SWAP	0.00	0.00	400,378.36	400,378.36	10,201.59	10,201.59	410,579.95	410,579.95	410,579.95	410,579.95	0.00	0.00						
		0.00	0.00	14,267,544.80	14,267,544.80	2,355,685.95	2,355,685.95	16,623,230.75	16,623,230.75	16,623,230.75	16,623,230.75	0.00	0.00						
	Ven. actiuni tl (div)	0.00	0.00	0.00	0.00	0.00	0.00	0.00	0.00	0.00	0.00	0.00	0.00						
	Ven actiuni ts (div)	0.00	0.00	15,144,044.90	15,144,044.90	2,748,318.62	2,748,318.62	17,892,363.52	17,892,363.52	17,892,363.52	17,892,363.52	0.00	0.00						
	Ven din alte invest fi	0.00	0.00	2,229,597.91	2,229,597.91	711,873.13	711,873.13	2,941,471.04	2,941,471.04	2,941,471.04	2,941,471.04	0.00	0.00						
	Ven din dif de curs	0.00	0.00	394,412.66	394,412.66	23,826.84	23,826.84	418,239.50	418,239.50	418,239.50	418,239.50	0.00	0.00						
	Venituri dobanzi	0.00	0.00	731,471.45	731,471.45	124,224.82	124,224.82	855,696.27	855,696.27	855,696.27	855,696.27	0.00	0.00						
	Reevaluare SWAP	0.00	0.00	232,191.97	232,191.97	21,131.87	21,131.87	253,323.84	253,323.84	253,323.84	253,323.84	0.00	0.00						
		0.00	0.00	18,731,718.89	18,731,718.89	3,629,375.28	3,629,375.28	22,361,094.17	22,361,094.17	22,361,094.17	22,361,094.17	0.00	0.00						
		167,078,932.50	167,078,932.50	587,943,951.75	587,943,951.75	87,788,340.09	87,788,340.09	675,732,291.84	675,732,291.84	842,811,224.34	842,811,224.34	207,144,099.28	207,144,099.28						



## Balanta de Verificare Analitica - Iunie 2012

13.08.2012 11:48


Cont	Nume Cont	Sold initial de an		Rulaj precedent		Rulaj curent		Total rulaj		Total sume		Sold Final	
		Debit	Credit	Debit	Credit	Debit	Credit	Debit	Credit	Debit	Credit	Debit	Credit
017	Capital unit fd val nom	0.00	147,558,519.90	56,486.53	28,235,410.88	13,380.23	6,156,108.03	69,866.76	34,391,518.91	69,866.76	181,950,038.81	0.00	181,880,172.05
171	Rezultat reportat activ	0.00	14,459,155.01	0.00	4,953,919.77	0.00	0.00	0.00	4,953,919.77	0.00	19,413,074.78	0.00	19,413,074.78
21	Profit sau pierdere	0.00	4,953,919.77	19,221,464.57	18,731,718.89	2,355,685.95	3,629,375.28	21,577,150.52	22,361,094.17	21,577,150.52	27,315,013.94	0.00	5,737,863.42
29	Repartizarea profitului	0.00	0.00	4,953,919.77	4,953,919.77	0.00	0.00	0.00	4,953,919.77	4,953,919.77	4,953,919.77	0.00	0.00
		0.00	166,971,594.68	24,231,870.87	56,874,969.31	2,369,066.18	9,785,483.31	26,600,937.05	66,660,452.62	26,600,937.05	233,632,047.30	0.00	207,031,110.25
0823	Auditor	0.00	25,740.00	25,740.00	9,966.64	0.00	1,967.10	25,740.00	11,933.74	25,740.00	37,673.74	0.00	11,933.74
0824	Administrator	0.00	0.00	1,179,990.74	1,179,990.74	258,425.50	258,425.50	1,438,416.24	1,438,416.24	1,438,416.24	1,438,416.24	0.00	0.00
521	Contribuabili fp	0.00	0.00	28,235,410.88	28,235,410.88	6,156,108.03	6,156,108.03	34,391,518.91	34,391,518.91	34,391,518.91	34,391,518.91	0.00	0.00
522	Sume dat participantilor	0.00	0.00	56,486.53	56,486.53	13,380.23	13,380.23	69,866.76	69,866.76	69,866.76	69,866.76	0.00	0.00
6121	Debitor SSIF RON	0.00	0.00	0.00	0.00	0.00	0.00	0.00	0.00	0.00	0.00	0.00	0.00
6221	Creditor SSif ron	0.00	0.00	42,604,096.95	42,604,096.95	10,235,343.30	10,235,343.30	52,839,440.25	52,839,440.25	52,839,440.25	52,839,440.25	0.00	0.00
6222	Creditor SSIF euro	0.00	0.00	537,849.53	537,849.53	0.00	0.00	537,849.53	537,849.53	537,849.53	537,849.53	0.00	0.00
623	Auditorul fp	0.00	0.00	25,740.00	25,740.00	0.00	0.00	25,740.00	25,740.00	25,740.00	25,740.00	0.00	0.00
624	Administrator fp	0.00	81,597.82	1,163,700.29	1,179,990.74	255,258.48	258,425.50	1,418,958.77	1,438,416.24	1,418,958.77	1,520,014.06	0.00	101,055.29
73	Op in curs -clarificare	0.00	0.00	0.00	0.00	0.00	0.00	0.00	0.00	0.00	0.00	0.00	0.00
		0.00	107,337.82	73,829,014.92	73,829,532.01	16,918,515.54	16,923,649.66	90,747,530.46	90,753,181.67	90,747,530.46	90,860,519.49	0.00	112,989.03
6611	Obligatiuni Ron	9,797,631.08	0.00	-1,700.31	221,510.17	-527.16	0.00	-2,227.47	221,510.17	9,795,403.61	221,510.17	9,573,893.44	0.00
6621	Obligatiuni Euro	1,929,500.39	0.00	133,208.15	63,751.21	8,403.78	14,598.76	141,611.93	78,349.97	2,071,112.32	78,349.97	1,992,762.35	0.00
68111	Actiuni Termen scurt	13,566,473.13	0.00	10,584,190.36	10,327,258.84	1,733,655.31	1,714,409.51	12,317,845.67	12,041,668.35	25,884,318.80	12,041,668.35	13,842,650.45	0.00
681121	Actiuni EUR	3,571,884.34	0.00	2,954,540.63	2,980,355.85	724,465.20	499,127.57	3,679,005.83	3,479,483.42	7,250,890.17	3,479,483.42	3,771,406.75	0.00
681122	Actiuni gratuite Euro	0.00	0.00	39,221.94	39,221.94	0.00	0.00	39,221.94	39,221.94	39,221.94	39,221.94	0.00	0.00
68113	Actiuni gratuite RON	0.00	0.00	49,055.67	5,864.87	8,342.64	8,433.57	57,398.31	14,298.44	57,398.31	14,298.44	43,099.87	0.00
6814	Instrumente derivate-swap	70,040.29	0.00	378,736.34	463,496.07	24,921.03	10,201.59	403,657.37	473,697.66	473,697.66	473,697.66	0.00	0.00
68151	Depozite ts ron	21,880,625.00	0.00	137,286,379.45	144,370,139.45	16,516,581.00	16,350,690.00	153,802,960.45	160,720,829.45	175,683,585.45	160,720,829.45	14,962,756.00	0.00
68152	Depozite ts euro	324,098.46	0.00	7,782,278.61	7,173,677.16	1,049,510.22	1,311,427.48	8,831,788.83	8,485,104.64	9,155,887.29	8,485,104.64	670,782.65	0.00
68161	CertIFICATE de trezorerie	109,846,414.96	0.00	38,806,148.89	2,160,000.00	9,813,562.87	0.00	48,619,711.76	2,160,000.00	158,466,126.72	2,160,000.00	156,306,126.72	0.00
68111	Dobanzi obligatiuni Ron	15,225.15	0.00	5,239.33	20,464.48	0.00	0.00	5,239.33	20,464.48	20,464.48	20,464.48	0.00	0.00
68112	Acum dozb obligatiuni Ron	236,796.14	0.00	277,478.61	448,116.08	52,234.98	0.00	329,713.59	448,116.08	566,509.73	448,116.08	118,393.65	0.00
68117	Dobanzi titluri de stat	12,032,808.36	0.00	4,351,035.15	11,834,454.69	982,506.98	2,167,885.91	5,333,542.13	14,002,340.60	17,366,350.49	14,002,340.60	3,364,009.89	0.00
68122	Dobanzi obligatiuni Euro	45,189.90	0.00	44,476.33	42,560.16	8,583.71	387.40	53,060.04	42,947.56	98,249.94	42,947.56	55,302.38	0.00
6851	Dob depoz ron	175,620.19	0.00	411,455.13	453,898.89	62,822.58	47,759.82	474,277.71	501,658.71	649,897.90	501,658.71	148,239.19	0.00
6852	Dob depoz eur	45.01	0.00	1,201.66	1,083.96	746.28	392.68	1,947.94	1,476.64	1,992.95	1,476.64	0.00	0.00
6861	Dobanzi certificate trezo	0.00	6,419,486.91	12,790,202.85	4,322,069.26	331,455.74	1,669,324.09	13,121,658.59	5,991,393.35	13,121,658.59	12,410,880.26	0.00	0.00
7112	Cont Colector BCR	0.00	0.00	28,922,703.00	28,922,703.00	6,304,897.00	6,304,897.00	35,227,600.00	35,227,600.00	35,227,600.00	35,227,600.00	0.00	0.00
7121	Cont Investitii BCR	6,044.76	0.00	177,134,602.35	177,122,309.30	25,957,232.67	25,958,400.96	203,091,835.02	203,080,710.26	203,097,879.78	203,080,710.26	0.00	0.00
7122	Cont investitii BRD	0.00	0.00	2,346,239.36	2,346,239.36	3,789.16	3,789.16	2,350,028.52	2,350,028.52	2,350,028.52	2,350,028.52	0.00	0.00
7123	Cont investitii ING	16.18	0.00	0.00	0.00	0.00	0.00	0.00	0.00	16.18	0.00	0.00	0.00



## Balanta de Verificare Analitica - Iunie 2012

13.08.2012 11:48

Cont	Nume Cont	Sold initial de an		Rulaj precedent		Rulaj curent		Total rulaj		Total sume		Sold Final	
		Debit	Credit	Debit	Credit	Debit	Credit	Debit	Credit	Debit	Credit	Debit	Credit
12124	Cont investitii Reiffeise	1.84	0.00	11,472,704.96	11,472,703.45	908,581.54	908,581.00	12,381,286.50	12,381,284.45	12,381,288.34	12,381,284.45	3.89	0.00
12125	Cont investitii Unicredit	3.50	0.00	12,281,709.04	12,281,706.00	0.00	0.00	12,281,709.04	12,281,706.00	12,281,712.54	12,281,706.00	6.54	0.00
12134	Cont transfer BCR	0.00	0.00	75,519.87	74,817.50	17,663.06	18,365.43	93,182.93	93,182.93	93,182.93	93,182.93	0.00	0.00
12142	Cont DIP BCR	0.00	0.00	16,094.76	16,094.76	3,559.00	3,559.00	19,653.76	19,653.76	19,653.76	19,653.76	0.00	0.00
12423	BCR Euro	0.73	0.00	8,259,047.13	8,259,025.44	1,431,960.79	1,421,665.45	9,691,007.92	9,680,690.89	9,691,008.65	9,680,690.89	10,317.76	0.00
12425	Cont investitii Euro BRD.	0.00	0.00	435,650.00	435,650.00	0.00	0.00	435,650.00	435,650.00	435,650.00	435,650.00	0.00	0.00
125	Sume in curs de dec	0.00	0.00	28,957,128.03	28,957,830.40	6,313,441.20	6,312,738.83	35,270,569.23	35,270,569.23	35,270,569.23	35,270,569.23	0.00	0.00
1251	Sume in curs de dec	0.00	0.00	1,655,718.41	0.00	0.00	99,851.00	1,655,718.41	99,851.00	1,655,718.41	99,851.00	1,555,867.41	0.00
1252	Sume in curs de dec Euro	0.00	0.00	69,212.29	58,860.17	114,704.38	125,056.50	183,916.67	183,916.67	183,916.67	183,916.67	0.00	0.00
31	Viramente interne	0.00	0.00	40,798,168.17	40,798,168.17	6,547,434.74	6,547,434.74	47,345,602.91	47,345,602.91	47,345,602.91	47,345,602.91	0.00	0.00
		173,498,419.41	6,419,486.91	528,317,646.16	495,674,030.63	78,920,528.70	71,498,977.45	607,238,174.86	567,173,008.08	780,736,594.27	573,592,494.99	#####	0.00
223	Oonorarii audit	0.00	0.00	9,966.64	9,966.64	1,967.10	1,967.10	11,933.74	11,933.74	11,933.74	11,933.74	0.00	0.00
224	Comisioane administrator	0.00	0.00	458,154.72	458,154.72	101,055.29	101,055.29	559,210.01	559,210.01	559,210.01	559,210.01	0.00	0.00
414	Ch reevaluare actiuni ron	0.00	0.00	10,327,258.84	10,327,258.84	1,714,409.51	1,714,409.51	12,041,668.35	12,041,668.35	12,041,668.35	12,041,668.35	0.00	0.00
4141	Reev actiuni gratuite RON	0.00	0.00	5,864.87	5,864.87	8,433.57	8,433.57	14,298.44	14,298.44	14,298.44	14,298.44	0.00	0.00
424	Pierderi reeval actiuni e	0.00	0.00	2,864,114.98	2,864,114.98	473,286.27	473,286.27	3,337,401.25	3,337,401.25	3,337,401.25	3,337,401.25	0.00	0.00
4241	Reev actiuni gratuite Eur	0.00	0.00	3,501.43	3,501.43	0.00	0.00	3,501.43	3,501.43	3,501.43	3,501.43	0.00	0.00
5	Cheltuieli dif curs	0.00	0.00	198,304.96	198,304.96	46,332.62	46,332.62	244,637.58	244,637.58	244,637.58	244,637.58	0.00	0.00
81	Ch SWAP	0.00	0.00	400,378.36	400,378.36	10,201.59	10,201.59	410,579.95	410,579.95	410,579.95	410,579.95	0.00	0.00
		0.00	0.00	14,267,544.80	14,267,544.80	2,355,685.95	2,355,685.95	16,623,230.75	16,623,230.75	16,623,230.75	16,623,230.75	0.00	0.00
11	Ven. actiuni il (div)	0.00	0.00	0.00	0.00	0.00	0.00	0.00	0.00	0.00	0.00	0.00	0.00
2111	Venituri din actiuni	0.00	0.00	79,281.44	79,281.44	0.00	0.00	79,281.44	79,281.44	79,281.44	79,281.44	0.00	0.00
2112	Venituri din certificate	0.00	0.00	-508,542.86	-508,542.86	-90,324.69	-90,324.69	-598,867.55	-598,867.55	-598,867.55	-598,867.55	0.00	0.00
2115	Venituri dividende RON	0.00	0.00	1,655,718.41	1,655,718.41	0.00	0.00	1,655,718.41	1,655,718.41	1,655,718.41	1,655,718.41	0.00	0.00
2123	Venituri dividende Euro	0.00	0.00	69,014.78	69,014.78	114,665.54	114,665.54	183,680.32	183,680.32	183,680.32	183,680.32	0.00	0.00
2127	Castiguri din titluri de	0.00	0.00	4,351,035.15	4,351,035.15	982,506.98	982,506.98	5,333,542.13	5,333,542.13	5,333,542.13	5,333,542.13	0.00	0.00
213	Venituri amortiz obligati	0.00	0.00	-1,700.31	-1,700.31	-527.16	-527.16	-2,227.47	-2,227.47	-2,227.47	-2,227.47	0.00	0.00
2141	Venituri reevaluare actiu	0.00	0.00	9,450,182.62	9,450,182.62	1,733,655.31	1,733,655.31	11,183,837.93	11,183,837.93	11,183,837.93	11,183,837.93	0.00	0.00
2142	Reev actiuni gratuite RON	0.00	0.00	49,055.67	49,055.67	8,342.64	8,342.64	57,398.31	57,398.31	57,398.31	57,398.31	0.00	0.00
223	Venituri amortiz oblig	0.00	0.00	4,374.31	4,374.31	880.43	880.43	5,254.74	5,254.74	5,254.74	5,254.74	0.00	0.00
2241	Reevaluare actiuni EURO	0.00	0.00	2,186,317.82	2,186,317.82	710,992.70	710,992.70	2,897,310.52	2,897,310.52	2,897,310.52	2,897,310.52	0.00	0.00
2242	Reev actiuni gratuite Eur	0.00	0.00	38,905.78	38,905.78	0.00	0.00	38,905.78	38,905.78	38,905.78	38,905.78	0.00	0.00
5	Ven din dif de curs	0.00	0.00	394,412.66	394,412.66	23,826.84	23,826.84	418,239.50	418,239.50	418,239.50	418,239.50	0.00	0.00
311	Ven dob oblig RON	0.00	0.00	277,478.61	277,478.61	52,234.98	52,234.98	329,713.59	329,713.59	329,713.59	329,713.59	0.00	0.00
312	Ven dob oblig EUR	0.00	0.00	41,630.17	41,630.17	8,383.97	8,383.97	50,014.14	50,014.14	50,014.14	50,014.14	0.00	0.00
321	Venituri dob depozite ron	0.00	0.00	411,455.13	411,455.13	62,822.58	62,822.58	474,277.71	474,277.71	474,277.71	474,277.71	0.00	0.00
322	Venituri af dep ts eur	0.00	0.00	763.90	763.90	745.25	745.25	1,509.15	1,509.15	1,509.15	1,509.15	0.00	0.00



## Balanta de Verificare Analitica - Iunie 2012

13.08.2012 11:48

Cont	Nume Cont	Sold initial de an		Rulaj precedent		Rulaj curent		Total rulaj		Total sume		Sold Final	
		Debit	Credit	Debit	Credit	Debit	Credit	Debit	Credit	Debit	Credit	Debit	Credit
6641	Dobanzi ct curente ron	0.00	0.00	141.72	141.72	38.04	38.04	179.76	179.76	179.76	179.76	0.00	0.00
6642	Dobanzi conturi curente e	0.00	0.00	1.92	1.92	0.00	0.00	1.92	1.92	1.92	1.92	0.00	0.00
681	Reevaluare SWAP	0.00	0.00	232,191.97	232,191.97	21,131.87	21,131.87	253,323.84	253,323.84	253,323.84	253,323.84	0.00	0.00
		0.00	0.00	18,731,718.89	18,731,718.89	3,629,375.28	3,629,375.28	22,361,094.17	22,361,094.17	22,361,094.17	22,361,094.17	0.00	0.00
		173,498,419.41	173,498,419.41	659,377,795.64	659,377,795.64	104,193,171.65	104,193,171.65	763,570,967.29	763,570,967.29	937,069,386.70	937,069,386.70	207,144,099.28	207,144,099.28

